

OPTIBOND[®]

ALL•IN•ONE

Unidose[®] Delivery Technique Summary

Refer to complete Directions for Use booklet regarding specifics by indication for both Direct and Indirect applications.



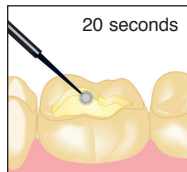
1. Shake.




2. Twist open.



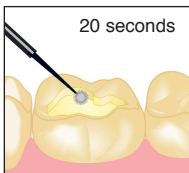
3. Dip brush.



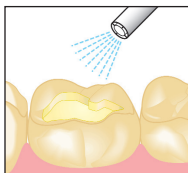
4. Apply first application with scrubbing motion.



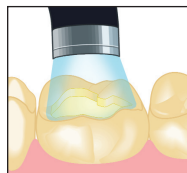
5. Dip brush.



6. Apply second application with scrubbing motion.



7. Gently air dry, then use medium force to air dry for at least 5 seconds.



8. Light cure for 10 seconds.

Explore the
science of Kerr at
www.KerrDental.com

Kerr