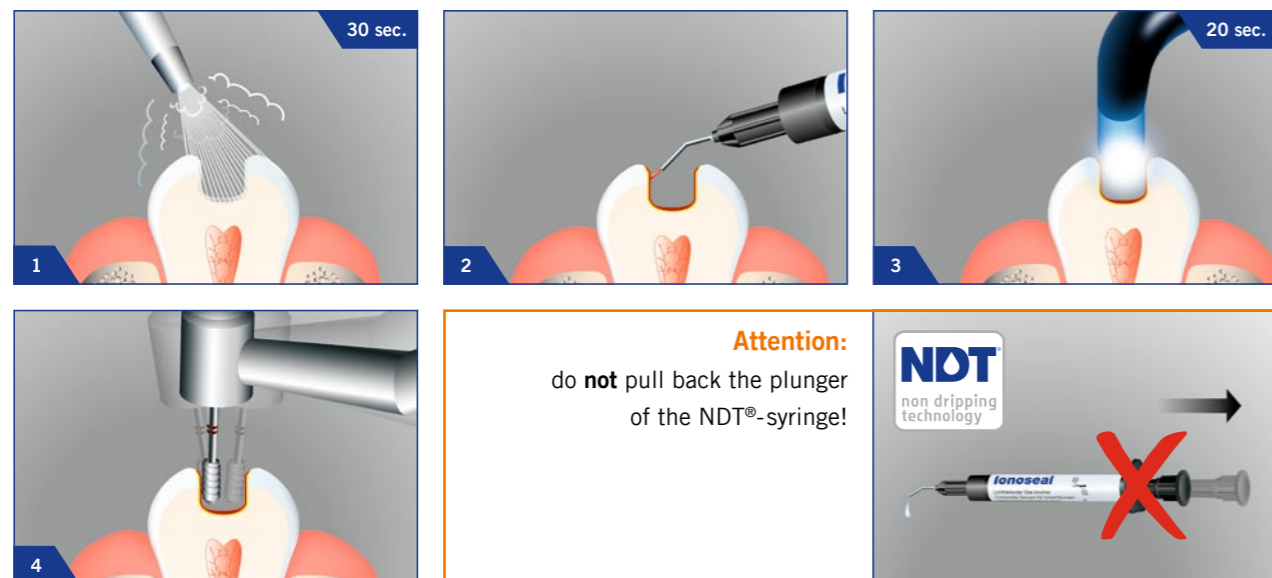


**Ionoseal**

APPLICATION OF IONOSEAL IN THE NDT®-SYRINGE



**Indications**

- Lining under all restorative materials
- Extended fissure sealing
- Treatment of carious lesions

**Advantages**

- Ready-for-use one-component material
- Light-curing in seconds saves time
- Fast and hygienic application
- High compressive strength (226 MPa)
- Fluoride release against secondary caries
- High biocompatibility
- Radiopaque

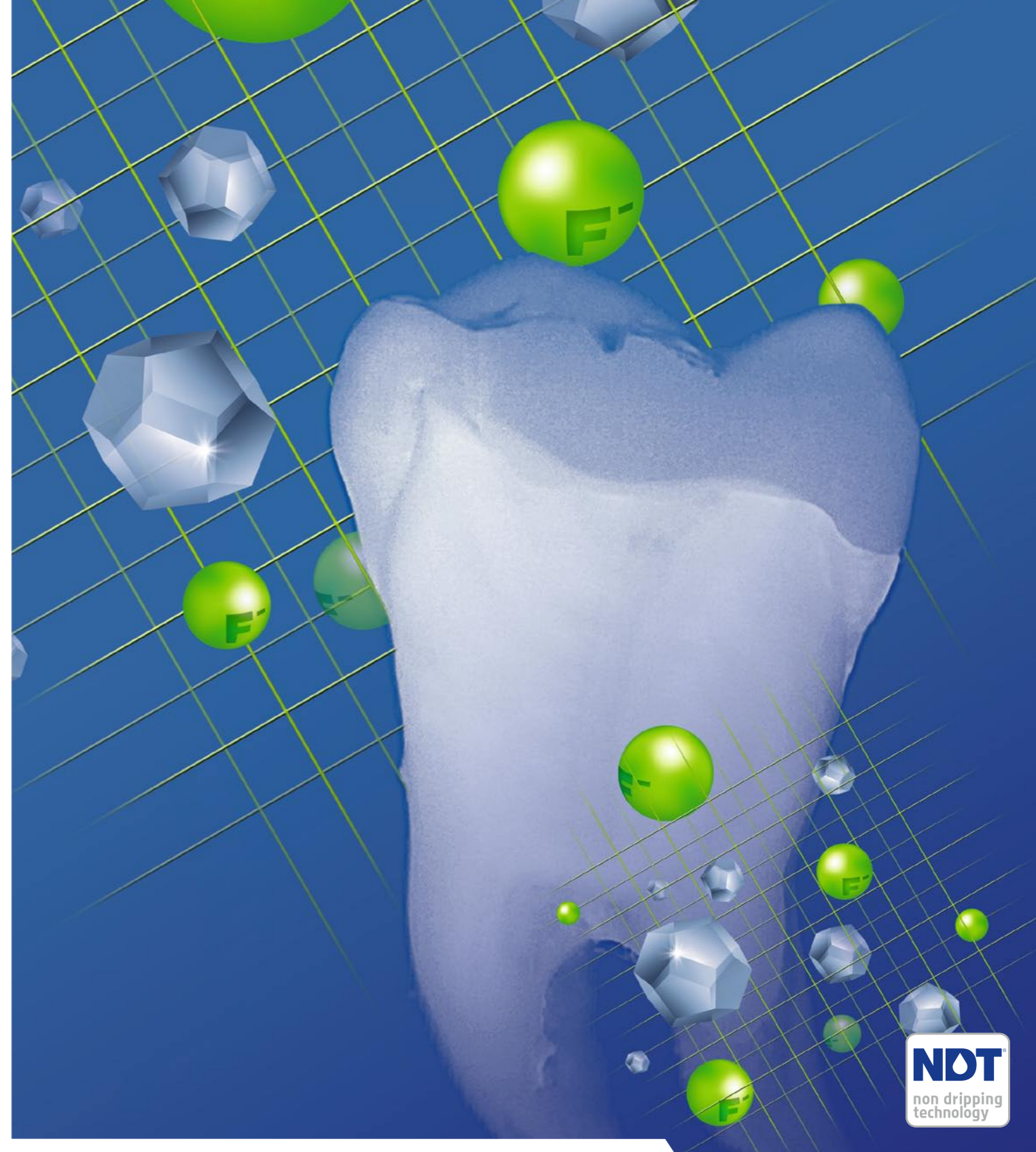
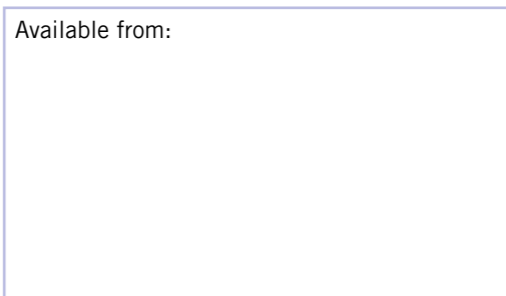


**Presentation**

- REF 1126 Tubes 2 x 4 g
- REF 1326 Syringes 3 x 2.5 g with application cannulae type 41

VOCO GmbH  
 P.O. Box 767  
 27457 Cuxhaven  
 Germany  
 Tel.: +49 (0) 4721-719-0  
 Fax: +49 (0) 4721-719-140  
 info@voco.com  
 www.voco.com

Available from:



**Ionoseal**

LIGHT-CURING GLASS IONOMER COMPOSITE CEMENT

# Ionoseal

## LONG-TIME EXPERIENCE – MILLIONFOLD APPROVED

Ionoseal is the ideal lining material for amalgam, ceramic or composite restoration. Ionoseal has been clinically proven for more than 15 years. Ionoseal is now presented with improved application and formula.

### VOCO's new NDT®-syringe

With Ionoseal, running or dripping syringes and loss of expensive material are things of the past. Ionoseal now is delivered in the new NDT®-syringe. NDT® stands for Non-Dripping-Technology. This technology was used in the design of the plunger: after having applied pressure to it, it pulls itself back. This prevents any running or dripping of the syringe. The desired amount of Ionoseal can be dosed and placed precisely.

In addition, Ionoseal's formula has been improved. Proven properties of Ionoseal, e.g. high compressive and transverse strength, have been maintained while its viscosity was improved. This allows more precise application into prepared cavities and areas difficult to reach, and improved wetting of surfaces.

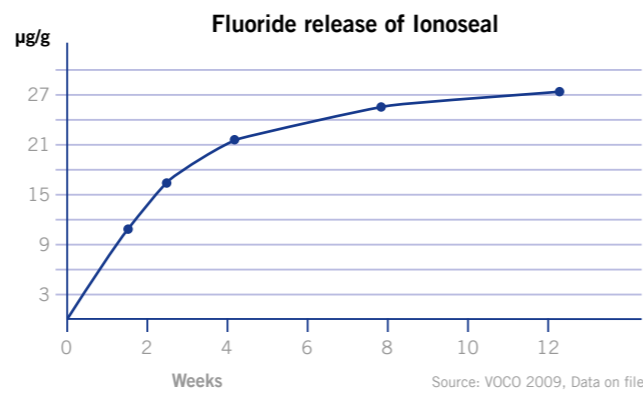
### Indications:

- Lining under all restorative materials
- Extended fissure sealing
- Treatment of carious lesions

### Durable linings for safety – Ionoseal

#### High biocompatibility

Millions of linings placed with Ionoseal over more than 15 years confirm its good biocompatibility. Biocompatibility tests according to various model systems have documented the excellent biocompatibility of Ionoseal in comparison to other materials. This effect is supported by simultaneously released fluoride.



Prepared cavity

Source: Dr. Marcelo Balsamo



Direct application Ionoseal



Finished lining



Final restoration

# Ionoseal

## DURABLE LININGS FOR SAFETY

### One-component material without mixing

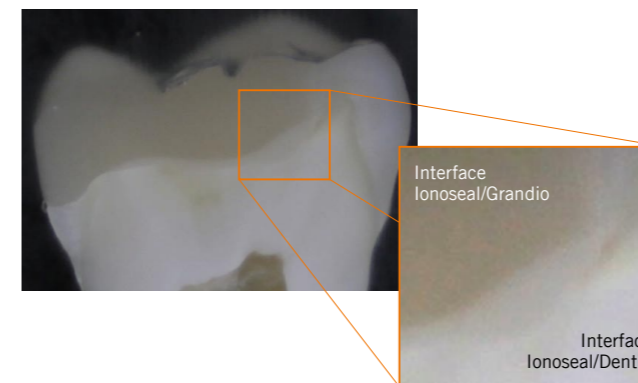
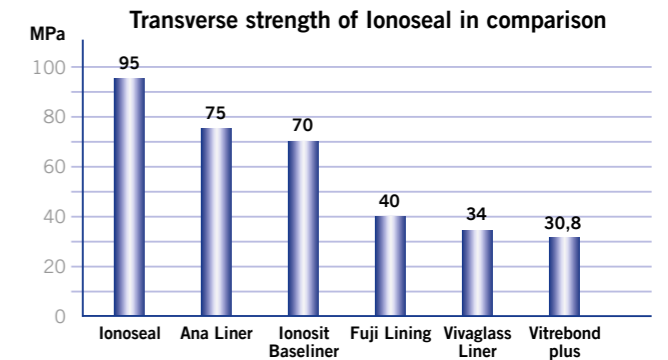
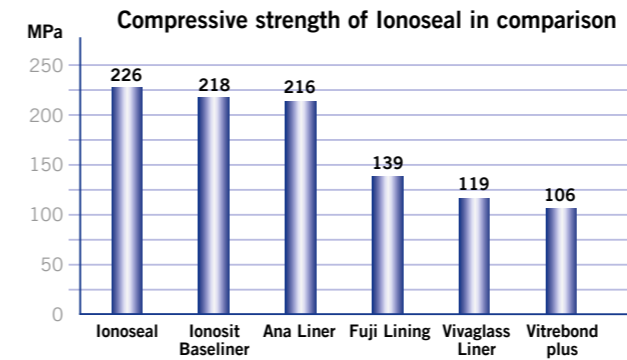
#### Time-saving application

No mixing – Ionoseal in the direct application syringe saves time and material. No mixing errors, material residues on a mixing block or mixing-in of airbubbles can occur with Ionoseal. Ionoseal can be applied in cavities directly from the syringe. Special application cannulae allow economical application. Light-curing for 20 s makes lining time-saving.

### High compressive strength and acid-resistance

Ionoseal has very good application and chemico-physical properties: compressive strength of 226 MPa and transverse strength of 95 MPa to place stable linings under composites, amalgam and cements even in shallow cavities. Ionoseal is absolutely acid-resistant. Ionoseal has a radiopacity of 200% Al. This allows a clear distinction between lining and tooth substance, independent of the preparation of the cavity.

### High compressive and transverse strength



High radiopacity of Ionoseal, shown on the 28



Gap-free link between hard dental tissue, Ionoseal and the restorative (Grandio®) – cross-cut microscope picture

Ana Liner, Ionosit®, Lining LC, Vivaglass® and Vitrebond™ are not registered trade marks of VOCO GmbH.